

**CITIZENS' GUIDE TO LOCAL UNIT FINANCES - City of Grand Haven**

Per capita information

<a href="#">Date Input Page</a>	2001	2002	2003	2004	2005	2006	2007	2008	2009	2010	2009	2010
<b>Stmt. Of Rev &amp; Exp - All governmental funds</b>												
<b>Revenue</b>												
Taxes	5,461,995	5,947,071	5,754,948	6,119,292	5,466,617	6,918,390	5,908,338	6,247,204	6,278,845	6,958,105	586	649
Licenses & permits	86,367	339,135	345,020	505,285	360,715	454,844	1,935,984	1,997,802	1,873,477	1,843,410	175	172
from Federal Govt.	1,343,966	570,096	212,133	-	-	247,838	80,750	-	961,973	225,738	90	21
from State Govt.	2,593,361	2,197,357	2,690,666	2,075,925	2,521,734	2,769,826	2,219,034	1,970,355	1,874,303	2,099,239	175	196
Local contributions	627,814	518,841	-	262,000	1,790,745	-	712,486	684,821	683,484	970,847	64	91
Charges for services		861,827	891,800	843,986	135,646	926,360	-	-	3,164	178,617	0	17
Fines & forfeitures		211,124	114,287	30,994	147,510	148,769	177,343	133,763	126,033	128,581	12	12
Interest & rent	504,871	205,658	198,155	129,912	233,009	555,567	785,766	660,796	199,725	172,564	19	16
Other revenue	2,515,196	1,459,454	2,359,900	1,787,443	2,612,532	249,906	9,662,000	4,505,862	6,863,766	3,906,623	641	365
<b>Total Revenue</b>	<b>13,133,570</b>	<b>12,310,563</b>	<b>12,566,909</b>	<b>11,754,837</b>	<b>13,268,508</b>	<b>12,271,500</b>	<b>21,481,701</b>	<b>16,200,603</b>	<b>18,864,770</b>	<b>16,483,724</b>	<b>1,761</b>	<b>1,539</b>

<b>Expenditures</b>												
General government	1,835,144	2,668,746	2,601,826	1,672,569	1,594,917	1,736,989	2,031,006	1,864,160	1,642,863	1,960,461	153	183
Police & fire	3,093,146	3,213,199	3,247,240	3,151,678	3,331,262	3,282,991	3,506,366	3,650,912	3,569,720	3,927,241	333	367
Roads	1,514,469	1,028,929	952,157	1,045,673	970,655	844,730	1,781,721	1,271,058	1,186,539	1,409,581	111	132
Other public works	583,734	855,362	629,880	863,815	910,665	1,314,532	1,396,941	1,767,573	2,351,881	2,873,138	220	268
Community & economic development		28,625	41,538	195,893	97,842	145,577	176,666	162,379	202,124	277,161	19	26
Recreation & culture	1,422,751	623,606	649,198	1,548,218	1,512,026	954,743	767,186	997,518	1,129,732	1,104,122	105	103
Capital outlay	1,908,148	3,051,519	2,692,236	2,483,420	1,790,362	1,494,297	6,818,391	2,488,387	4,472,160	1,633,303	417	152
Debt service	156,635	75,830	164,135	172,030	693,237	763,519	854,198	660,661	1,659,437	953,259	155	89
Unallocated fringes & insurance					125,475	134,689				-	-	-
Net Interfund transfers	1,274,614	1,424,935	2,085,490	1,643,447	1,672,549	1,876,940	2,644,882	4,391,690	6,545,505	2,896,459	611	270
Extraordinary/ Special items										-	-	-
<b>Total Expenditures</b>	<b>11,788,641</b>	<b>12,970,751</b>	<b>13,063,700</b>	<b>12,776,743</b>	<b>12,698,990</b>	<b>12,549,007</b>	<b>19,977,357</b>	<b>17,254,338</b>	<b>22,759,961</b>	<b>17,034,725</b>	<b>2,124</b>	<b>1,590</b>
Surplus (shortfall)	1,344,929	(660,188)	(496,791)	(1,021,906)	569,518	(277,507)	1,504,344	(1,053,735)	(3,895,191)	(551,001)	(364)	(51)

**Financial position - All governmental funds**

Undesignated fund balance	2,479,164	3,432,544	5,745,785	3,895,123	7,755,385	5,015,009	4,660,652	3,501,282	6,171,939	5,655,028	576	528
Designated					-	1,340,605	1,282,561	2,442,797	1,100,731	1,289,216	103	120
Reserved	2,325,932	737,926	705,708	210,424	490,414	4,270,004	6,014,548	4,959,948	9,662,005	7,864,854	902	734
<b>Total Fund Balance</b>	<b>4,805,096</b>	<b>4,170,470</b>	<b>6,451,493</b>	<b>4,105,547</b>	<b>8,245,799</b>	<b>10,625,618</b>	<b>11,957,761</b>	<b>10,904,027</b>	<b>16,934,675</b>	<b>14,809,098</b>	<b>1,581</b>	<b>1,382</b>
Calculated - Unreserved fund bal	2,479,164	3,432,544	5,745,785	3,895,123	7,755,385	6,355,614	5,943,213	5,944,079	7,272,670	6,944,244	679	648

**Liabilities not counted on a modified-accrual basis:**

<b>Pensions</b>												
Date of actuarial valuation:	12/31/2000	12/31/2001	12/31/2002	12/31/2003	12/31/2004	12/31/2005	12/31/2006	12/31/2007	12/31/2008	12/31/2009		
Assets	51,898,512	53,803,031	53,667,967	55,800,362	57,639,724	59,414,881	62,578,921	66,136,443	66,921,238	67,650,788		
Actuarial Liability	35,799,413	38,263,840	41,912,591	46,177,189	51,324,884	54,460,342	58,551,043	62,249,672	66,810,511	68,523,391		
Unfunded (Overfunded)	(16,099,099)	(15,539,191)	(11,755,376)	(9,623,173)	(6,314,840)	(4,954,539)	(4,027,878)	(3,886,771)	(110,727)	872,603	(10)	81
Percent funded	145%	141%	128%	121%	112%	109%	107%	106%	100%	99%		
<b>OPEB</b>												
Date of actuarial valuation:	12/31/2000	12/31/2001	12/31/2002	12/31/2003	12/31/2004	12/31/2005	12/31/2006	12/31/2007	12/31/2008	12/31/2009		
Assets	427,547	452,714	429,848	481,683	513,025	486,348	477,295	577,122	580,566	636,384		
Actuarial Liability						7,598,790	7,598,790	7,598,790	6,090,251	5,242,414		

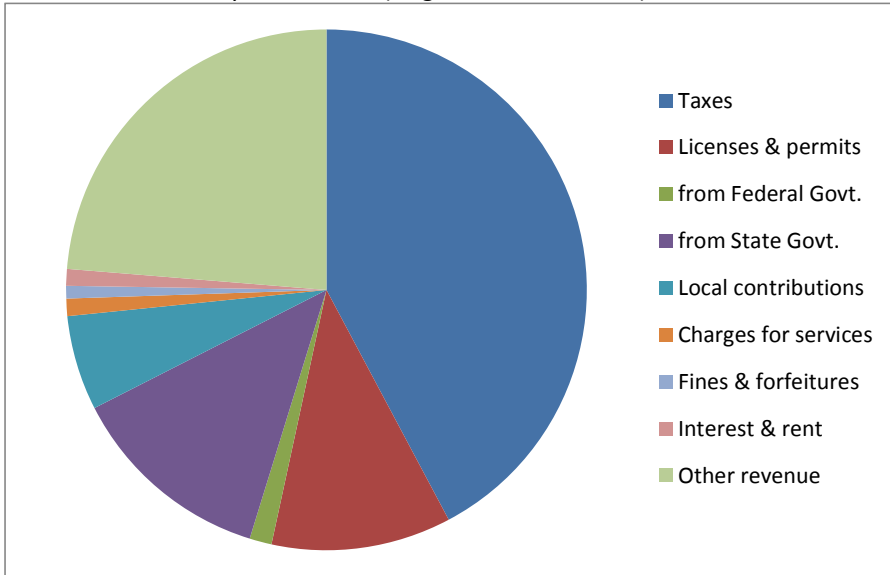
Please "hide" any rows that are not being used.

"Hide" unused rows



**CITIZENS' GUIDE TO LOCAL UNIT FINANCES - City of Grand Haven**

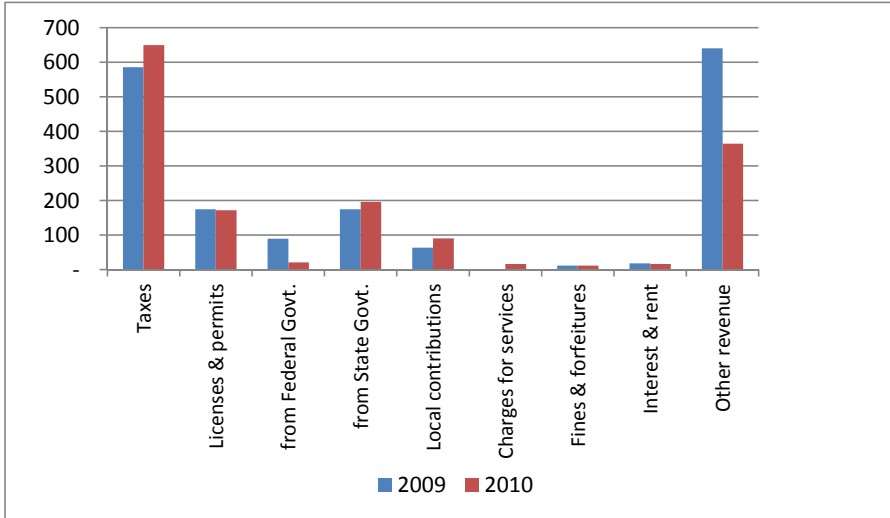
1. Where our money comes from (all governmental funds)



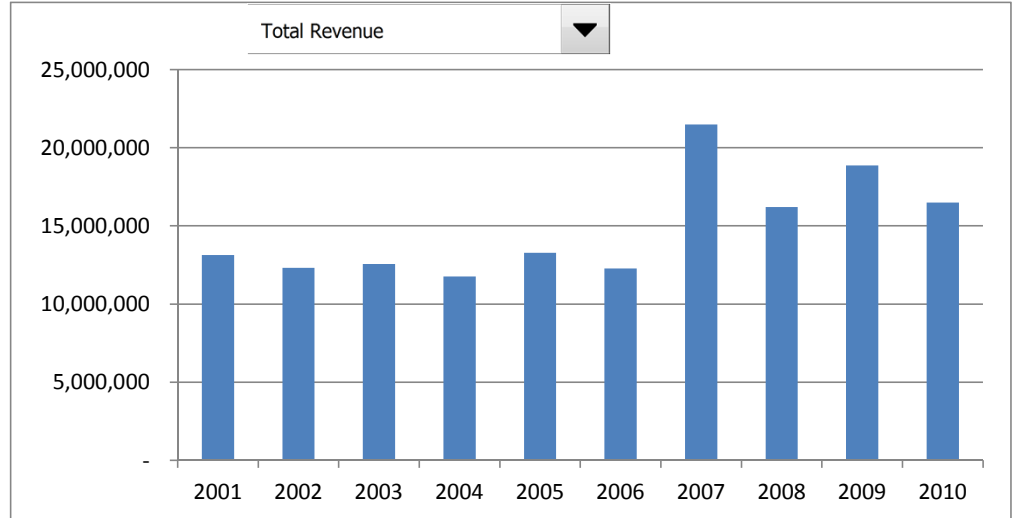
2. Compared to the prior year

	2009	2010	% change
Taxes	\$ 6,278,845	\$ 6,958,105	11%
Licenses & permits	1,873,477	1,843,410	-2%
from Federal Govt.	961,973	225,738	-77%
from State Govt.	1,874,303	2,099,239	12%
Local contributions	683,484	970,847	42%
Charges for services	3,164	178,617	5545%
Fines & forfeitures	126,033	128,581	0
Interest & rent	199,725	172,564	(0)
Other revenue	6,863,766	3,906,623	-43%
<b>Total</b>	<b>\$ 18,864,770</b>	<b>\$ 16,483,724</b>	<b>-13%</b>

3. Revenue sources per capita - compared to the prior year



4. Historical trends of individual sources



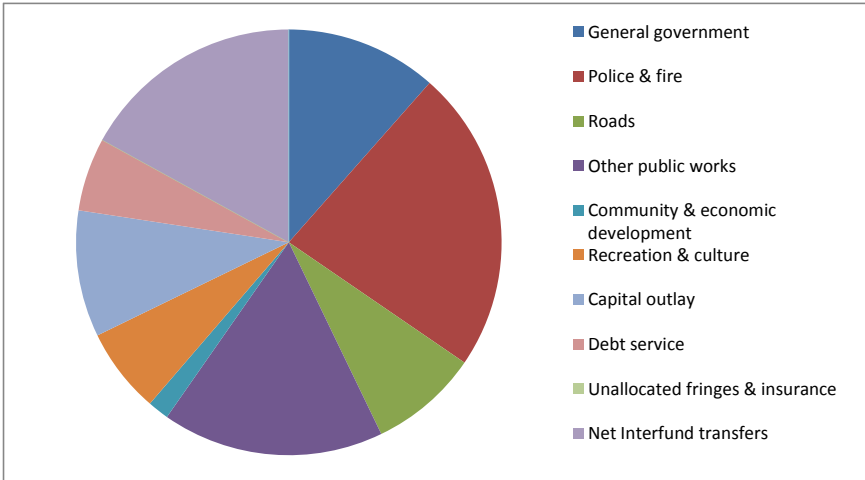
Commentary:

For more information on City of Grand Haven finances, contact James P. Bonamy, Finance Director at (616) 847-4893.

**CITIZENS' GUIDE TO LOCAL UNIT FINANCES - City of Grand Haven**

**EXPENDITURES**

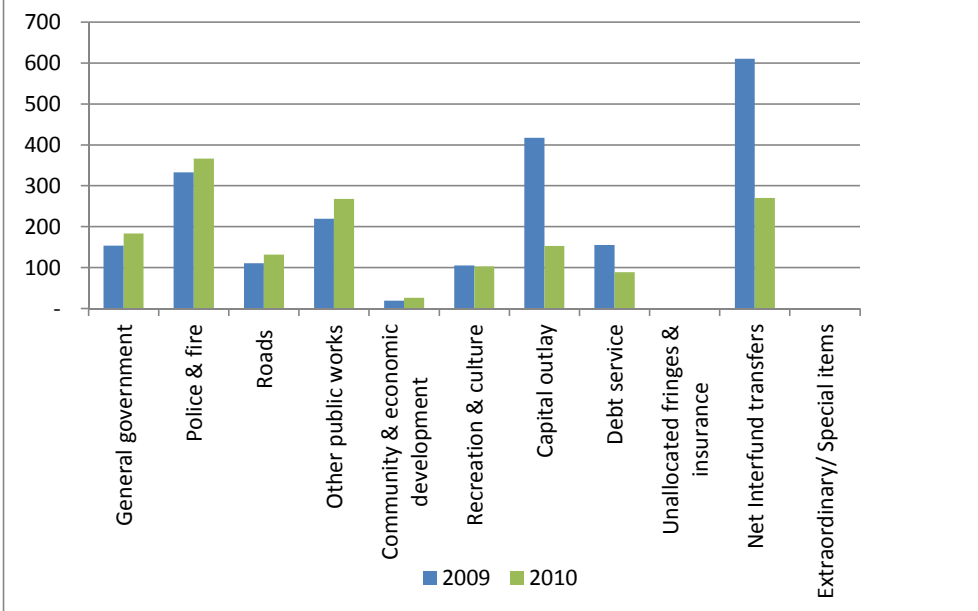
1. Where we spend our money (all governmental funds)



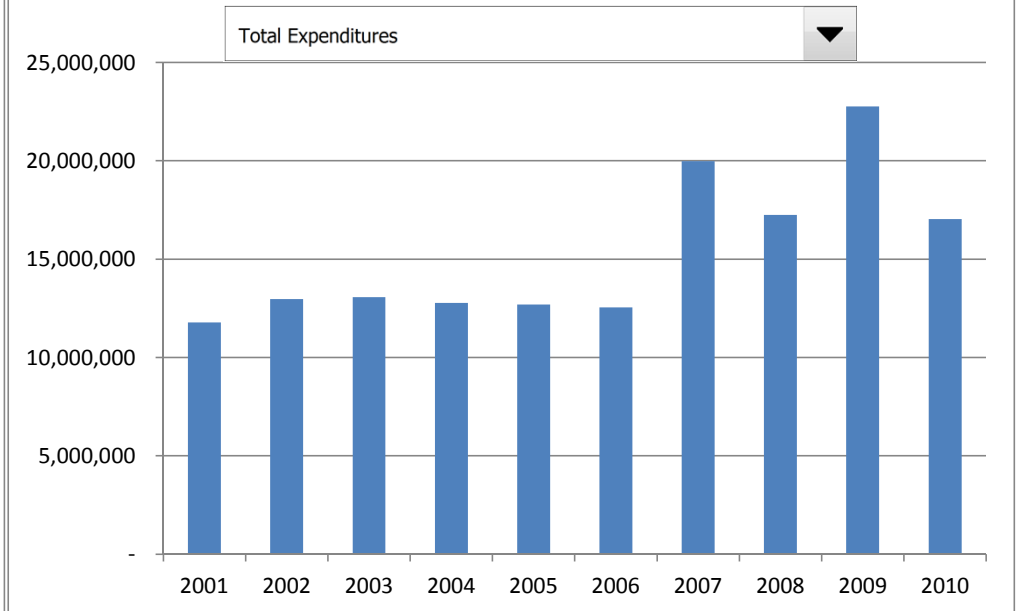
2. Compared to the prior year

	2009	2010	% change
General government	\$ 1,642,863	\$ 1,960,461	19%
Police & fire	3,569,720	3,927,241	10%
Other public safety	-	-	n/a
Roads	1,186,539	1,409,581	19%
Other public works	2,351,881	2,873,138	22%
Health & welfare	-	-	n/a
Community & economic develop	202,124	277,161	37%
Recreation & culture	1,129,732	1,104,122	-2%
Capital outlay	4,472,160	1,633,303	-63%
Debt service	1,659,437	953,259	-43%
Interfund transfers (net)	6,545,505	2,896,459	-56%
<b>Total Expenditures</b>	<b>\$ 22,759,961</b>	<b>\$ 17,034,725</b>	<b>-25%</b>

3. Spending per capita - compared to the prior year



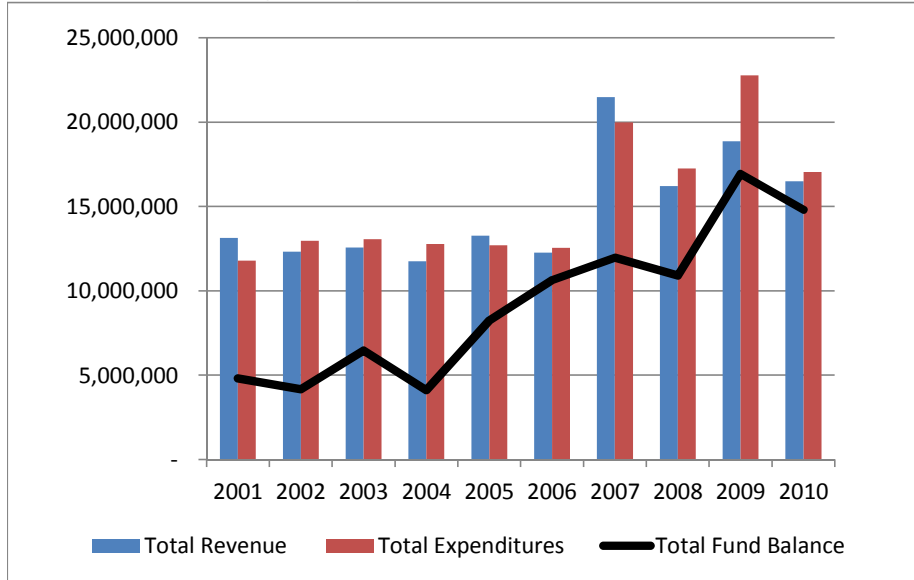
4. Historical trends of individual departments:



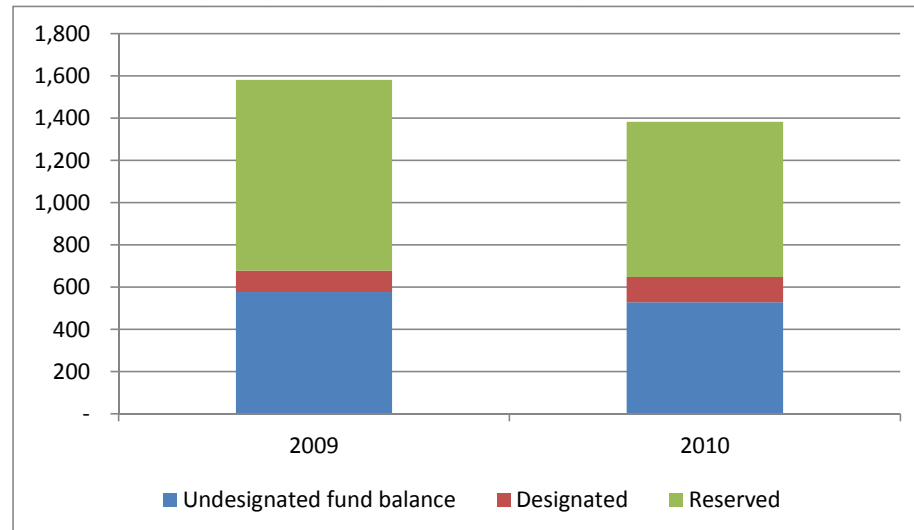
Commentary:

**CITIZENS' GUIDE TO LOCAL UNIT FINANCES - City of Grand Haven**

1. How have we managed our governmental fund resources (fund balance)?



3. Fund balance per capita - compared to the prior year

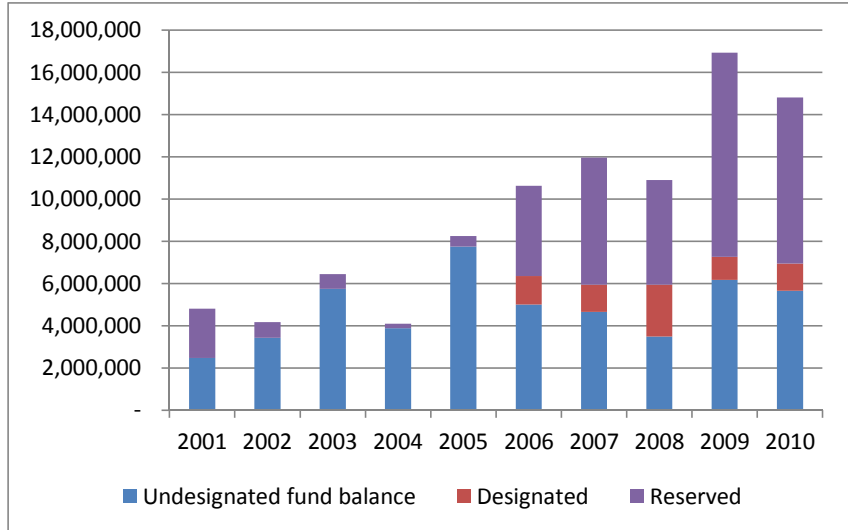


FINANCIAL POSITION

2. Compared to the prior year

	2009	2010	% change
Revenue	18,864,770	16,483,724	-13%
Expenditures	22,759,961	17,034,725	-25%
Surplus (shortfall)	(3,895,191)	(551,001)	-86%
Fund balance, by component:			
Reserved	9,662,005	7,864,854	-19%
Designated	1,100,731	1,289,216	17%
Undesignated	6,171,939	5,655,028	-8%
total fund balance	16,934,675	14,809,098	-13%

4. Historical trends of individual components



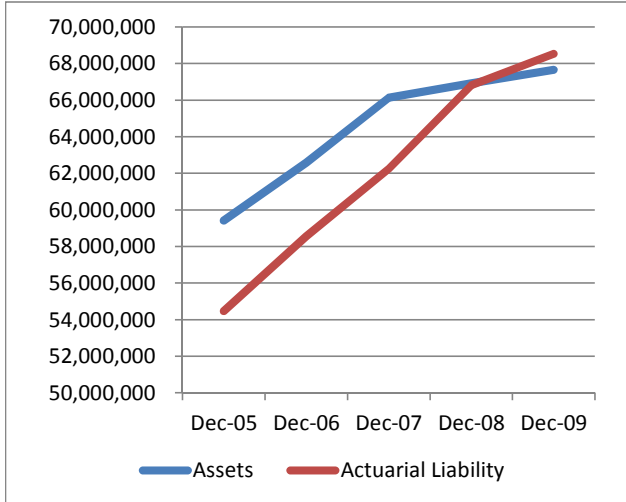
Commentary:

For more information on City of Grand Haven finances, contact James P. Bonamy, Finance Director at (616) 847-4893.

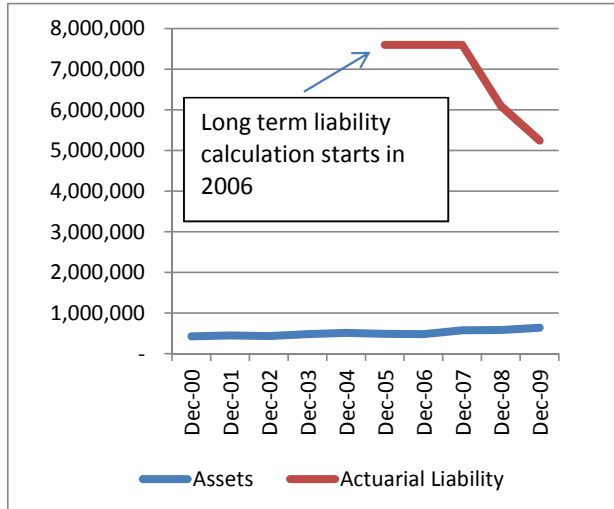
**CITIZENS' GUIDE TO LOCAL UNIT FINANCES - City of Grand Haven**

**OTHER LONG TERM OBLIGATIONS**

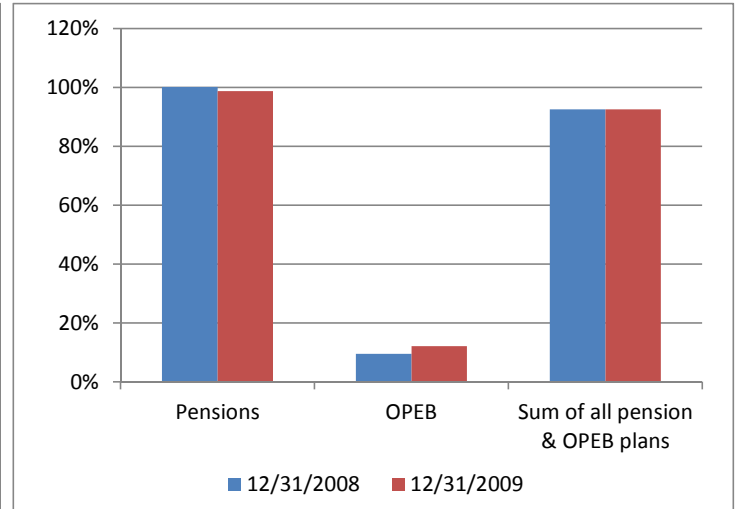
1. Pension funding status



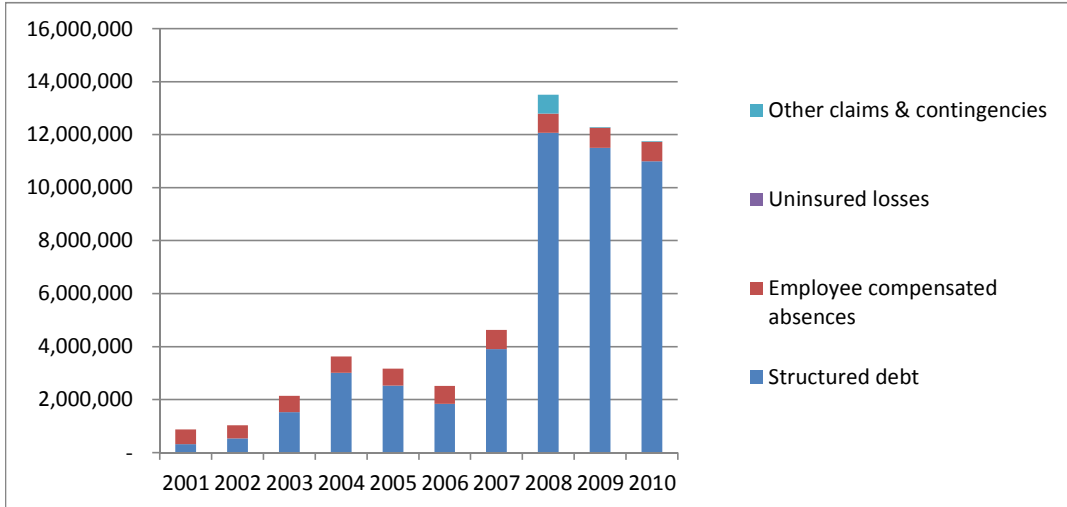
2. Retiree Health care funding status



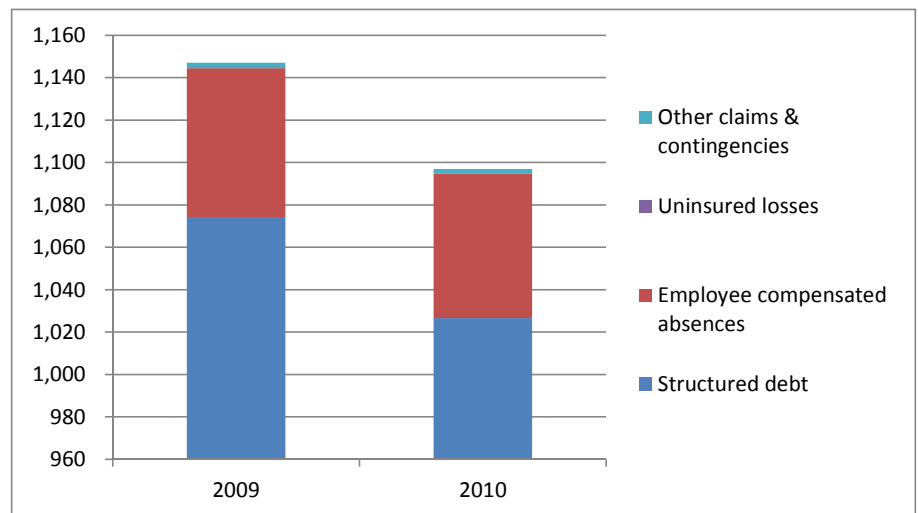
3. Percent funded - compared to the prior year



4. Long Term Debt obligations:

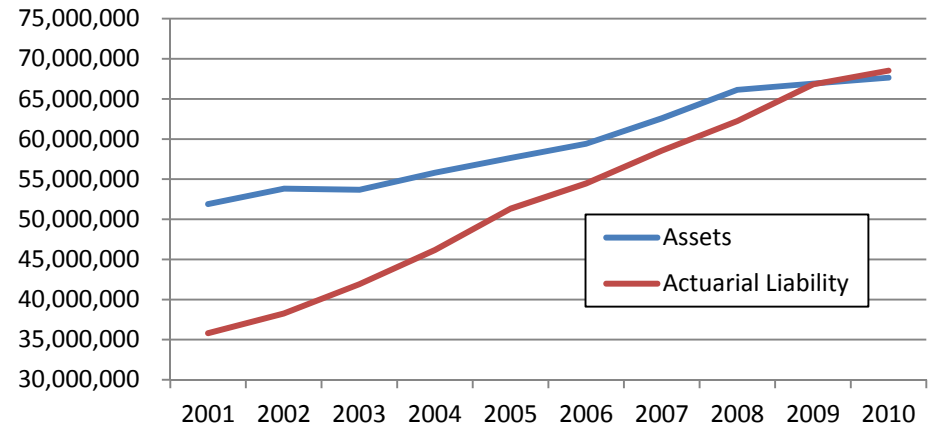


5. Debt & other long term obligations per capita - compared to the prior year

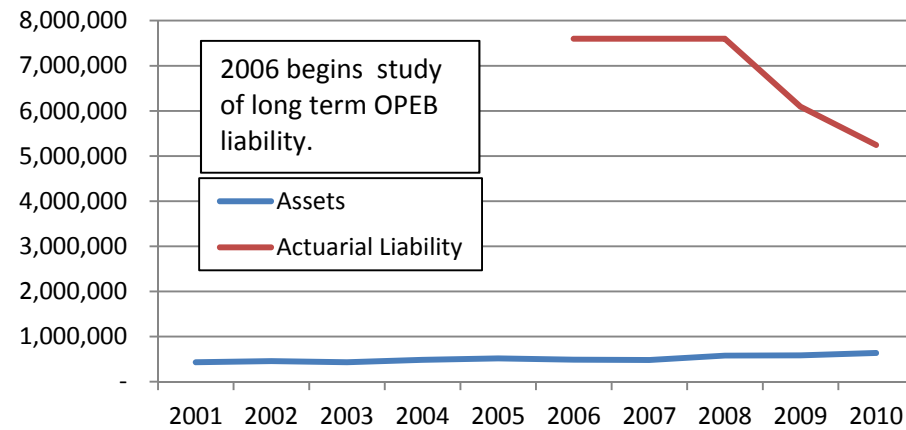


Commentary:

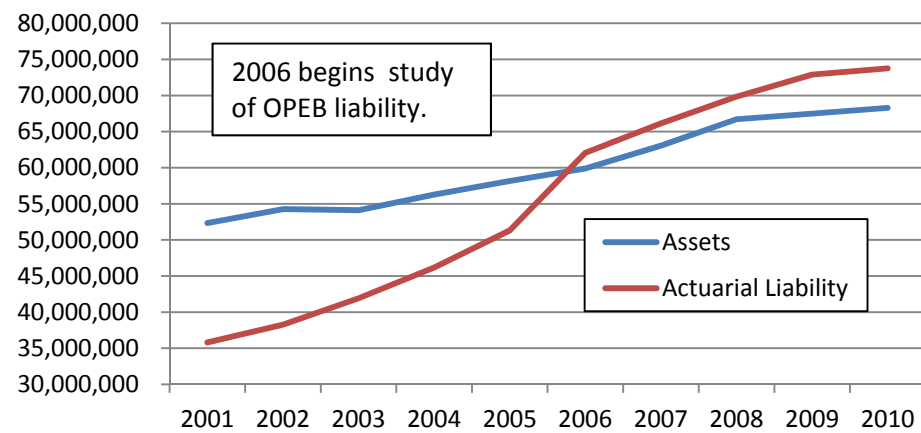
**Retirement Benefits - MERS Only**



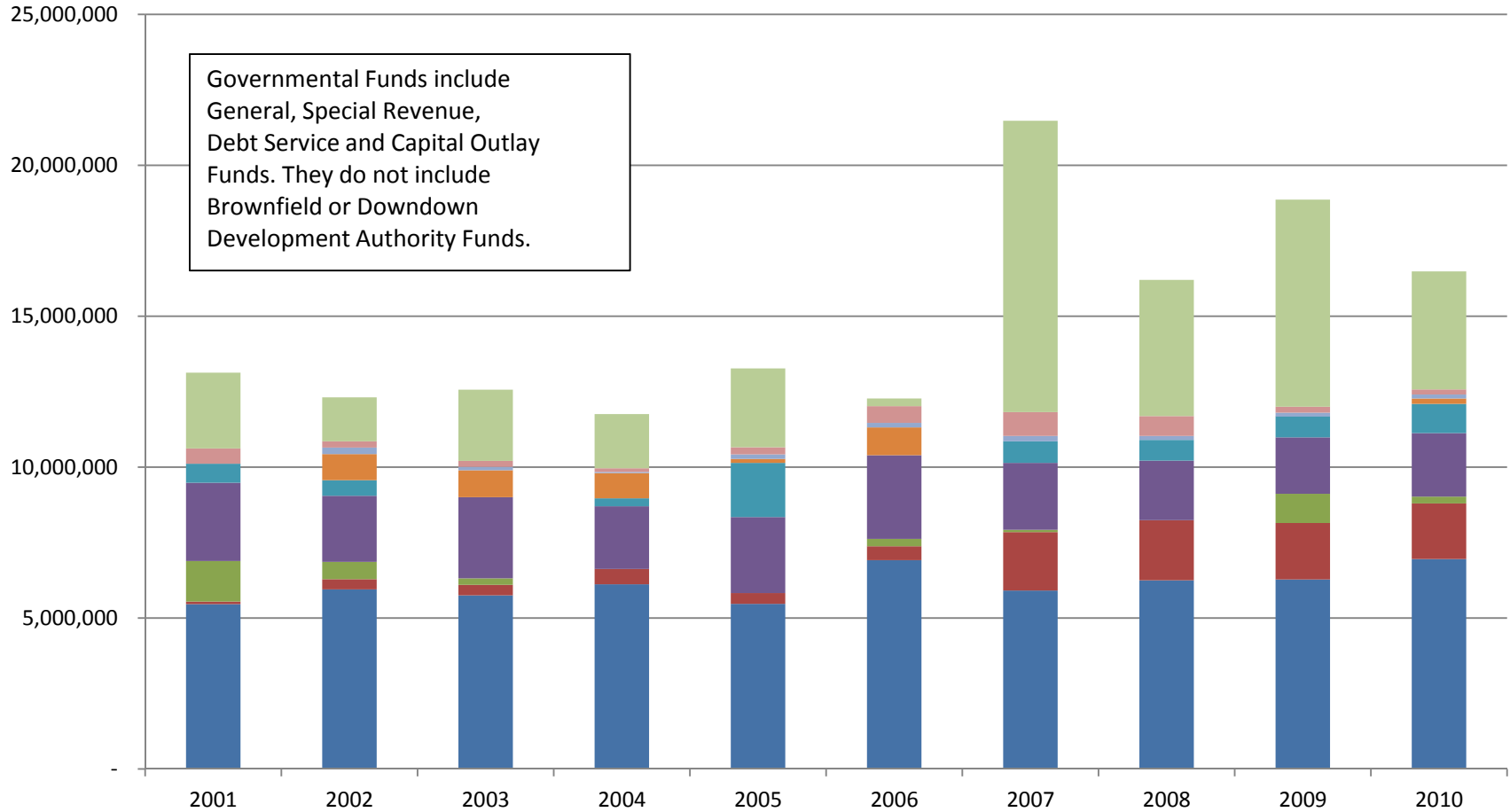
**Other Post Retirement Benefits**



**Post Retirement Benefits - MERS & OPEB Combined**

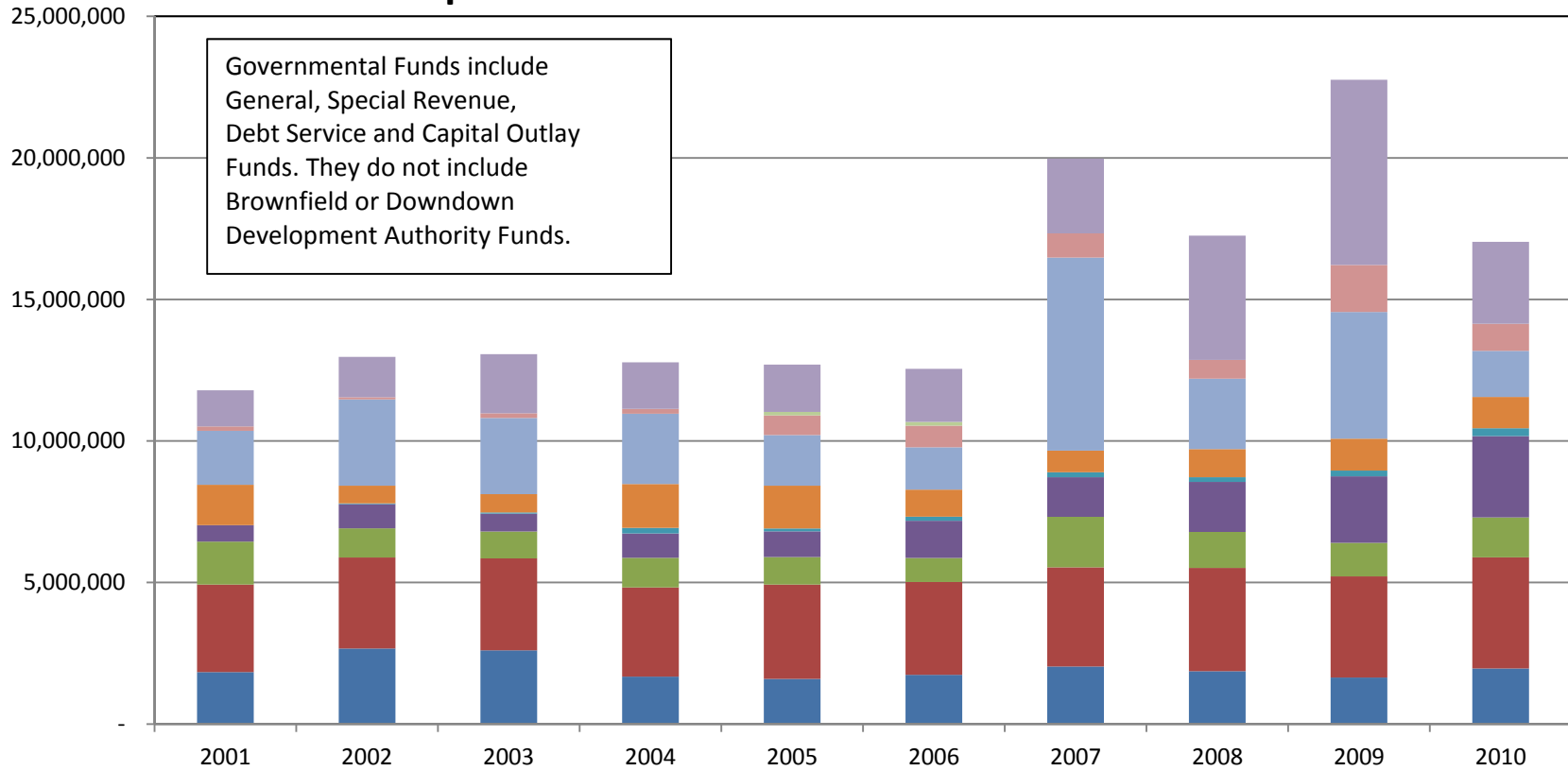


## Revenue Detail



- Taxes
- Licenses & permits
- from Federal Govt.
- from State Govt.
- Local contributions
- Charges for services
- Fines & forfeitures
- Interest & rent
- Other revenue

## Expense Detail - All Governmental Funds



- General government
- Police & fire
- Roads
- Other public works
- Community & economic development
- Recreation & culture
- Capital outlay
- Debt service
- Unallocated fringes & insurance
- Net Interfund transfers

## Debt Detail - All Governmental Funds

