

CITY OF GRAND HAVEN RIGHT OF WAY PERMIT

Fee: \$50.00 ROW Permit

Fee: \$10 Curb Cut

Name of Applicant:

Contractor's Name:

Address:

Phones (office and cell):

Email:

Emergency (24 hr) contact person information:

Proposed activity & location(s):

Date activity will begin:

Date Activity will be complete:

Subcontractor(s): Attach additional sheets if more than one subcontractor

Contact:

Address:

Phones (office and cell):

Email:

Estimated cost of installation:

Estimated cost to restore right-of-way:

Bond submitted:

Insurance Certification on file:

I here by certify that the above information is accurate and that the public liability insurance is carried by me and that worker's compensation is in effect where applicable.

Signed,

Name of Applicant

Approved: _____
Director of Public Works

Date: _____

Permit requirements:

1. No Street, sidewalk, apron or any public property shall be disturbed in any way without first obtaining a permit signed by the Director of Public Works.
2. All permit applications must include detailed plans and specifications in a form acceptable to the Director of Public Works.
3. Above ground, permanent installations to be located in the public right-of-way or on any public property shall be subject to the following additional requirements:
 - a. All plans, including photographs of proposed installations, to be submitted to the City Planner and Director of Public Works for review and comment,
 - b. Plans shall be accompanied by specific explanation of need for above ground installation, options considered and supported finding of fact that below ground or private property installation is not feasible,
 - c. Following preliminary plan approval by the Director of Public Works, plans shall be forwarded to the City Manager for final review and approval.
4. Applicant shall submit or have on file at the Department of Public Works office current Certificate of Insurance providing minimum insurance requirements for proposed work in an amount not less than \$1,000,000 per occurrence with a \$1,000,000 aggregate.
5. Bond or cash deposit with City Treasurer required in an amount not less than estimated cost to totally restore right of way plus any amounts deemed reasonable by the Director of Public Works to cover any exposure to the use and function of all public installations within or adjacent to work area.
6. Contractor/subcontractor to include complete traffic safety plan which shall include a complete explanation of all activities that may cause interruption of pedestrian, bicycle, vehicular or other traffic flow and their expected duration. Plans to include detour signing, barricade installation and all other necessary precautions to ensure the protection of the public safety. Traffic plan must be submitted and approved by Department of Public Safety.
7. Plans to include complete explanation of any potential for conflict with any existing use of the right-of-way.
8. **Contractor and/or subcontractor to notify Director of Public Works 48 hours in advance of mobilization.**
9. **Director of Public Works to be notified 24 hours in advance of proposed final pouring of concrete, placing of asphalt or placement of any permanent installation and preparations must be inspected and approved by the Director or the designated representative before final application of materials.**
10. Violations of permit conditions subject to citation and fines imposed pursuant to section 32-1 of the Grand Haven Code of Ordinances and each day the violation of the permit continues is a separate violation for purposes of this penalty provision.
11. Unless otherwise specified or shown on the plans, all areas disturbed by construction operations shall be restored to the original condition thereof as determined by the City of Grand Haven.

12. PLAN SUBMITTAL CHECKLIST

- Application form
- Scale plan view drawings of existing topography and proposed work
- Cross section details for pavement/walk repairs
- Technical specifications
- Photographs of location
- Explanation of activities and impacts
- Traffic safety/control plan approved by Public Safety
- Schedule of activities
- Project Bond/Deposit

SPECIFICATIONS FOR STREET RESTORATION

HMA

When an aggregate surface is disturbed by the Contractor's operations, the edges of the existing aggregate surface shall be trimmed and shall be free of all foreign material before the new aggregate is placed. The sub grade shall be graded and compacted to the proper lines and grades to match the adjacent surface. The aggregate shall be placed in layers not to exceed six (6) inches and shall be compacted to 98% of its maximum unit weight in accordance with MDOT procedures. When a HMA surface is disturbed by the Contractor's operations, that surface shall be replaced at a thickness equal to the thickness of the existing pavement adjacent to the trench but not less than one and one-half (1-1/2) inches thick. If existing pavement is greater than two (2) inches in thickness, the replacement pavement shall be placed in two or more layers. Aggregate base shall be replaced at a thickness equal to the adjacent aggregate base (minimum six inches) as specified for aggregate patches above. After placement of the aggregate base but prior to its final shaping and compaction, the edges of the existing pavement shall be trimmed to straight lines a minimum of one (1) foot from the edge of the trench to permit a straight and uniform surface between the existing and new aggregate base. Trimming of the existing pavement shall be by sawing or other suitable means approved by the Owner's Engineer. The Contractor shall replace all valley gutters in patching areas and shall be considered part of the HMA replacement.

HMA Base

Aggregate base for HMA streets shall meet the requirements of 22A in Section 902 of the current MDOT Standard Specifications for Construction. HMA for base, leveling, and surface courses shall be as specified, and shall conform to the requirements of Section 501 of the current MDOT Standard Specifications for Construction. Aggregate base for HMA streets shall be placed in accordance with Section 302 of the current MDOT Standard Specifications for Construction.

Underground Sprinkling Equipment

Underground sprinkling lines, valves & heads, and water system curb stops and boxes are specifically excluded from the pay items. The Contractor shall take the necessary precautions to preserve this equipment during construction. Any underground sprinkling equipment disturbed by the Contractor shall be replaced at the Contractor's expense. All underground sprinkling equipment shall be replaced in a timely fashion so as to minimize damage to the lawn areas. The Contractor will be responsible for any lawn damage caused by delayed replacement of the sprinkling equipment.

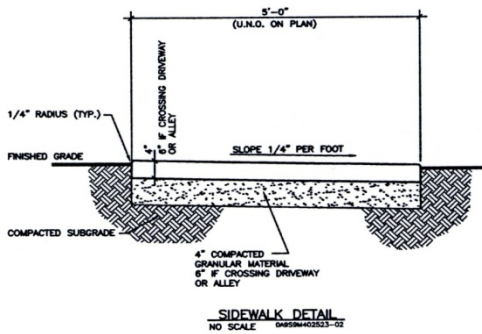
Turf Restoration

All areas of established turf shall be replaced as nearly as possible to their original condition. Topsoil shall be placed at a minimum depth of four (4) inches over all areas disturbed by the Contractor's operations. The sub grade shall be graded to conform to the adjacent contours and shall be approved by the Owner's Engineer before placing topsoil. The topsoil shall then be placed in accordance with Section 816 of the current MDOT Standard Specifications for Construction. The soil shall be dark, organic natural surface soil, exclusive of muck or peat, suitable for the establishment of grass or other vegetable growth. All lawn areas shall be seeded with Class A seed. Seed mixtures, application rates, and methods shall be in accordance with Section 816 of the current MDOT Standard Specifications for Construction. Seasonal limitations on seeding in Section 816 of the current MDOT Standard Specifications for Construction are waived. The Contractor shall repeat the seeding procedure as often as necessary to produce a close stand of weed-free grass.

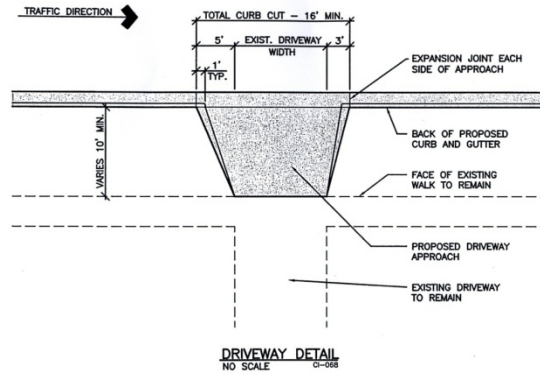
Concrete Restoration

The Contractor shall replace all concrete sidewalk, drives, curb and gutter, and pavement removed during the installation of the utility or broken by the Contractor. Concrete shall meet the requirements for Grade S2 Concrete as specified in Section 701 of the current MDOT Standard Specifications for Construction. Other materials shall meet the requirements of the applicable portions of the current MDOT Standard Specifications for Construction. The thickness of the concrete shall be the same as the concrete adjacent to the trench but shall not be less than four (4) inches. The alignment and grade and the contour and finish of the surface shall be the same as the concrete adjacent to the trench unless otherwise directed by the Owner's Engineer. Pavements, walks, and drives shall be saw cut at the edges of the trench or removed to existing joints. The depth of the saw cut shall not be less than the full depth of the concrete. The forms and joints and the methods of placing, curing, and protection shall be consistent with standard practice and shall meet all the requirements of the current MDOT Standard Specifications for Construction for the various items.

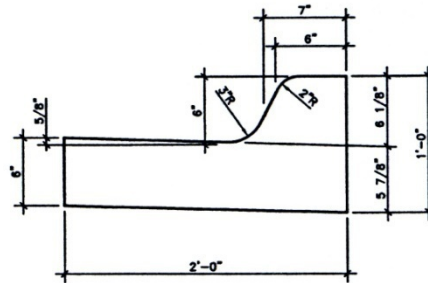
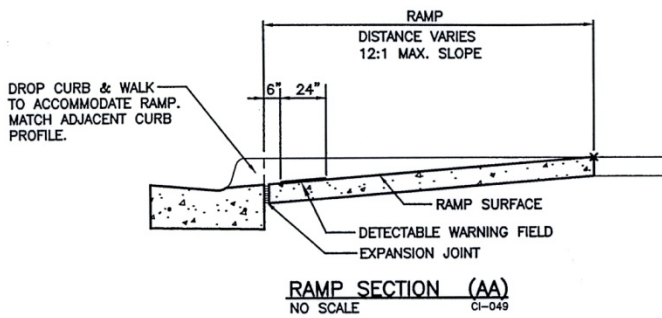
SIDEWALK DETAIL



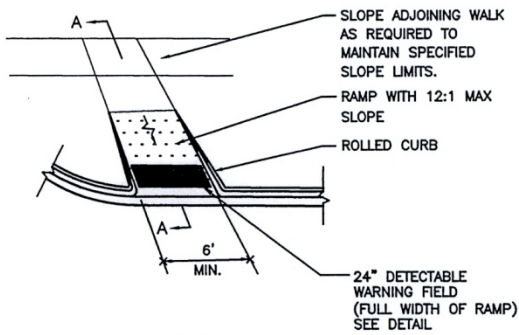
DRIVEWAY DETAIL



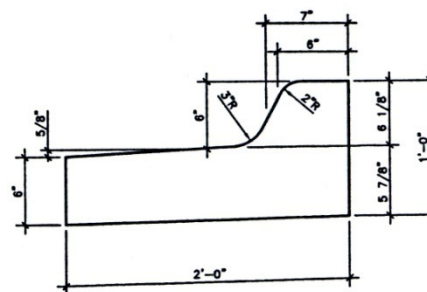
HANDCAP RAMP & CURB DETAIL



STANDARD CROWN CURB & GUTTER
NO SCALE DA159M402522-01



BARRIER FREE RAMP
NO SCALE



INVERTED CROWN CURB & GUTTER
NO SCALE DA159M402522-02